

# **GWALIOR GLORY SCHOOL**

Class : I

## **SUMMER HOLIDAY HOMEWORK ENGLISH (2025-26)**

Name : \_\_\_\_\_ Sec. : \_\_\_\_\_ Roll No. : \_\_\_\_\_ Date : \_\_\_\_\_

### ◆ “TIME TO SHINE”

It's holiday time, so bright and sweet,

Rest your mind and stretch your feet.

Do your work with love and care,

And bring it back for all to share!



*Have a Happy Summer!*



### ◆ MORNING BLESSINGS:-

- ★ Help you children to inculcate good habit by doing “Surya Pranam” in the morning.
- ★ Practicing Surya Namaskar daily.
- ★ Children practice daily discipline by greeting elders with respect.
- ★ Fun with books:- Encourage children to read any story book with suitable morals.
- ★ Help your children to memorise your home address and contact numbers.
- ★ Do one page cursive writing of English daily in a separate notebook.
- ★ Learn three new words from dictionary daily.

◆

Place rug and few cushions at a corner of the house. All members of family should at least once a week sit together and just read, without any gadgets around. This will inculcate interest for reading in children.

Fill the information about at least two story books you read in holidays.

I read

---

---

**FAVOURITE  
CHARACTER**

---

---

---

---

**SIGHT WORDS**

---

---

---

---

**NEW  
VOCABULARY**

---

---

---

---

**WHAT YOU  
LEARNT**

---

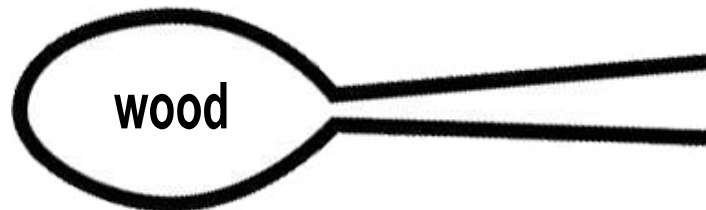
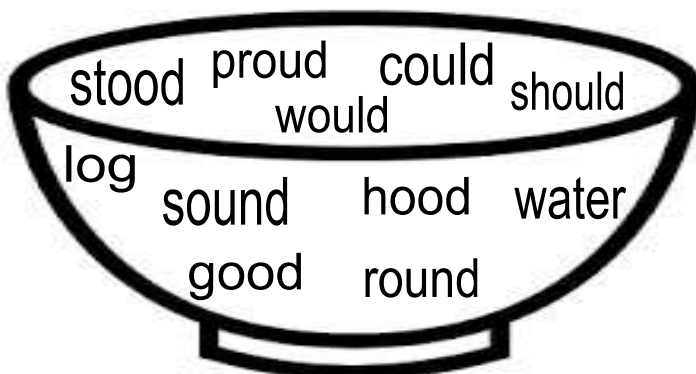
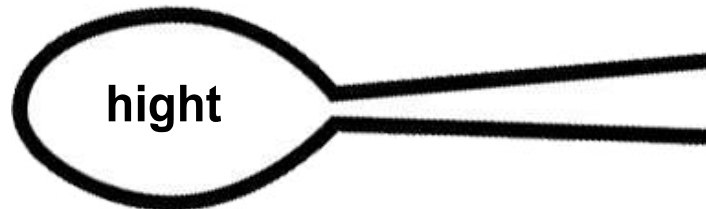
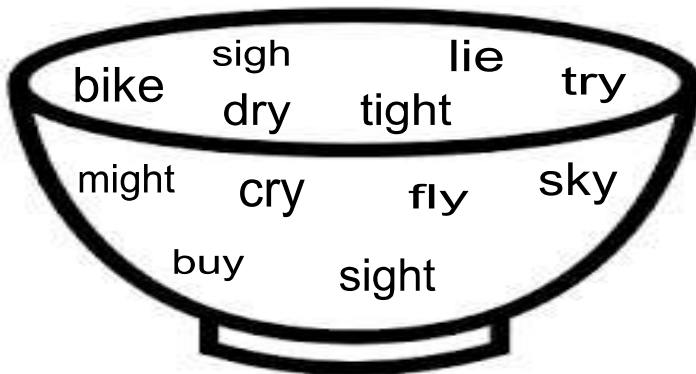
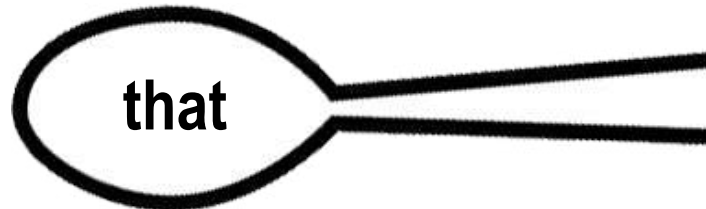
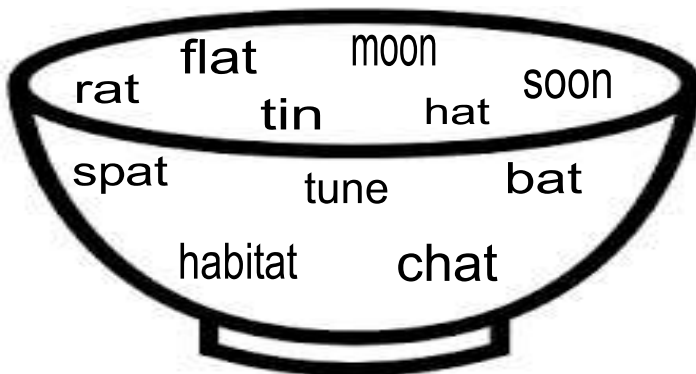
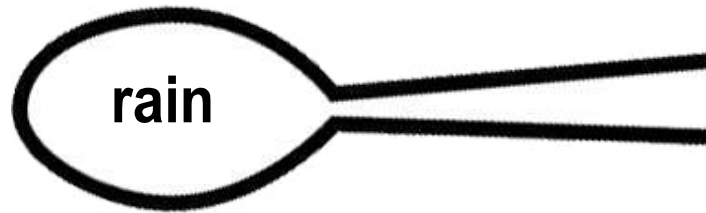
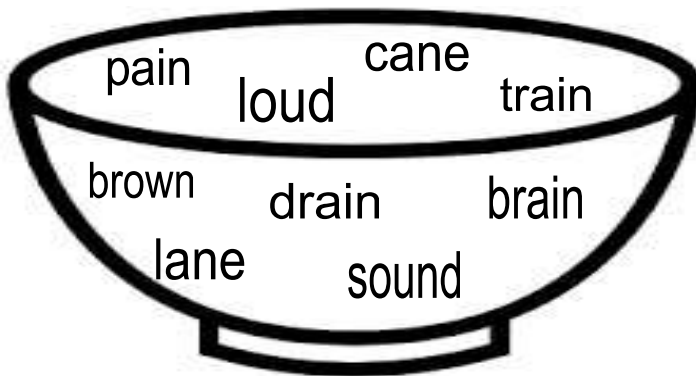
---

---

---







◆ **SPOONFUL OF RHYMING**

Circle all the words in the dish that rhyme with the words in the spoon:-



◆ **A week filled with activities:-**

- ★ Click pictures of your ward while they perform the following activities (with parents assistance) and paste them in a table calendar format.

<p><b><u>Make it Monday</u></b></p>		<p>Reuse the bottle to make a show piece / planter.</p>
<p><b><u>Lend a helping hand Tuesday</u></b></p>		<p>Help you mother in house hold work</p>
<p><b><u>Water day Wednesday</u></b></p>		<ol style="list-style-type: none"> <li>1) Water the plants in your garden.</li> <li>2) Clean the water bottles and refill them with clean water.</li> <li>3) Help your parents in washing car or bike.</li> </ol>
<p><b><u>Thinking and thoughtful Thursday</u></b></p>		<p>Do a random act of kindness for example:-</p> <ul style="list-style-type: none"> <li>◆ Plant a seed, keep a watch, water it daily.</li> <li>◆ Keep a water Pitcher for birds. (refill it twice in a day)</li> </ul>
<p><b><u>Foodie Friday</u></b></p>		<p>Make a sandwich or fruit salad.</p>
<p><b><u>Super Saturday / Sunday</u></b></p>		<p>Stay healthy and fit. Do yoga / exercise / aerobics with your family members.</p>

# Letters and Words

◆ Play stepping stones: [guess & write the names from the given help box]

Tiger, kick, game, grandfather, green, morning, salad, toys, globe, sibling, eyes, uniform, run, question, swim.

THE END

You wear this:

\_\_\_\_\_

You do this in water:

\_\_\_\_\_

You do this with your  
feet: \_\_\_\_\_

Part of your body:

\_\_\_\_\_

You answer this:

\_\_\_\_\_

Your brother :

\_\_\_\_\_

You do this with a football:

\_\_\_\_\_

A colour:

\_\_\_\_\_

You play with these:

\_\_\_\_\_

You eat this:

\_\_\_\_\_

Your mother's father:

\_\_\_\_\_

An animal:

\_\_\_\_\_

Round in shape:

\_\_\_\_\_

The start of the day:

\_\_\_\_\_

You play this:

\_\_\_\_\_

THE START

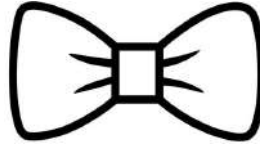
# Word Fusion

◆ Guess, draw & name:-



**RAIN**

+



**BOW**



**CUP**

+




**CAKE**



**SUN**

+



**FLOWER**



**TOOTH**

+



**BRUSH**

# GWALIOR GLORY SCHOOL

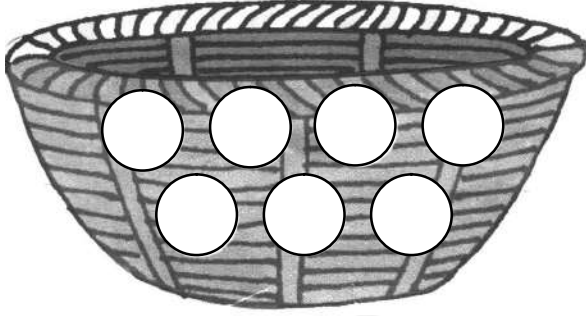
Class : I

SUMMER HOLIDAY HOMEWORK

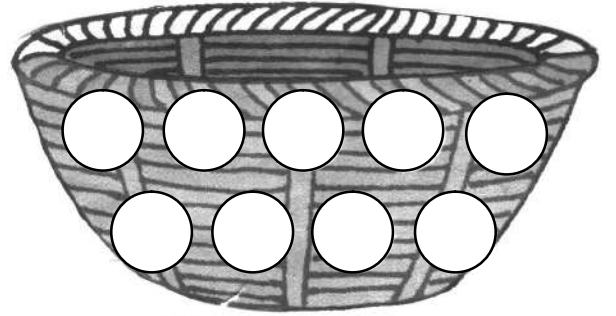
HINDI (2025-26)

Name : \_\_\_\_\_ Sec. : \_\_\_\_\_ Roll No. : \_\_\_\_\_ Date : \_\_\_\_\_

(1) नीचे एक टोकरी में सारे वर्ण मिल गए हैं। उन्हें अलग-अलग टोकरी में रखे।



स्वर



व्यंजन

(2) फलों के राजा का चित्र बनाइये और दो वाक्य लिखिए।



1. \_\_\_\_\_

2. \_\_\_\_\_


(3) चित्र को देखकर वाक्य पूरे करो।

(क) विद्यालय की बस


पर चल रही है। (सड़क / पानी)

(ख) बच्चे विद्यालय जाने के लिए

में बैठे हैं। (बस / कार)




(4) चित्र का प्रथम अक्षर लिखते हुए नाम पूरा करो तथा चित्र बनाओ।



...म...



...छ...




...ली...


= ...मछली...



.....




.....




.....


= .....



.....



.....



.....

= .....



(5) घर के अंदर और बाहर खेले जाने वाले खेलों की सूची बनाइये।


घर के अंदर

1. \_\_\_\_\_
2. \_\_\_\_\_
3. \_\_\_\_\_
4. \_\_\_\_\_

घर के बाहर

1. \_\_\_\_\_
2. \_\_\_\_\_
3. \_\_\_\_\_
4. \_\_\_\_\_

(6) दिए गए वर्णों की बूँदें जब घास पर पड़ेगी, तो कौन से शब्द बनेंगे, लिखो।



(7) नीचे दिए गए चित्रों के नाम तथा प्रयोग की गई मात्राएँ लिखिए।




नाम \_\_\_\_\_ सेब \_\_\_\_\_  
मात्रा \_\_\_\_\_



नाम \_\_\_\_\_  
मात्रा \_\_\_\_\_




नाम \_\_\_\_\_  
मात्रा \_\_\_\_\_



नाम \_\_\_\_\_  
मात्रा \_\_\_\_\_




नाम \_\_\_\_\_  
मात्रा \_\_\_\_\_



नाम \_\_\_\_\_  
मात्रा \_\_\_\_\_




(8) चित्र में रंग भरिए और जानवर का नाम लिखिए।





(9) नीचे दिए गए उदाहरण के अनुसार शब्दों को पढ़कर अंतिम वर्ण से नया शब्द बनाइए।

उदाहरण:



न <u>ल</u>	ल <u>ह</u> र	र <u>थ</u>	थ <u>र</u> म <u>स</u>
------------	--------------	------------	-----------------------





(10) चित्रों की मदद से कहानी पूरी कीजिए।

एक  ..... बहुत समझदार थी। वह अपने  .....



को बहुत प्यार करती थी।  ..... मीठा-मीठा गीत गाकर सबका मन


बहलाती थी।  ..... सबकी बहुत मदद करता था।  .....



सबके लिए मीठे  ..... लाती थी। सब  ..... के नीचे



बैठकर खूब मस्ती करते थे। सभी मिलजुलकर रहते थे।

(10) चित्रों की मदद से कहानी पूरी कीजिए।

एक  ..... बहुत समझदार थी। वह अपने  .....

को बहुत प्यार करती थी।  ..... मीठा-मीठा गीत गाकर सबका मन

बहलाती थी।  ..... सबकी बहुत मदद करता था।  .....


सबके लिए मीठे  ..... लाती थी। सब  ..... के नीचे

बैठकर खूब मस्ती करते थे। सभी मिलजुलकर रहते थे।

(11) दिए गए शब्दों से समान स्वर वाले शब्द बनाइए।



(11) दिए गए शब्दों से समान स्वर वाले शब्द बनाइए।



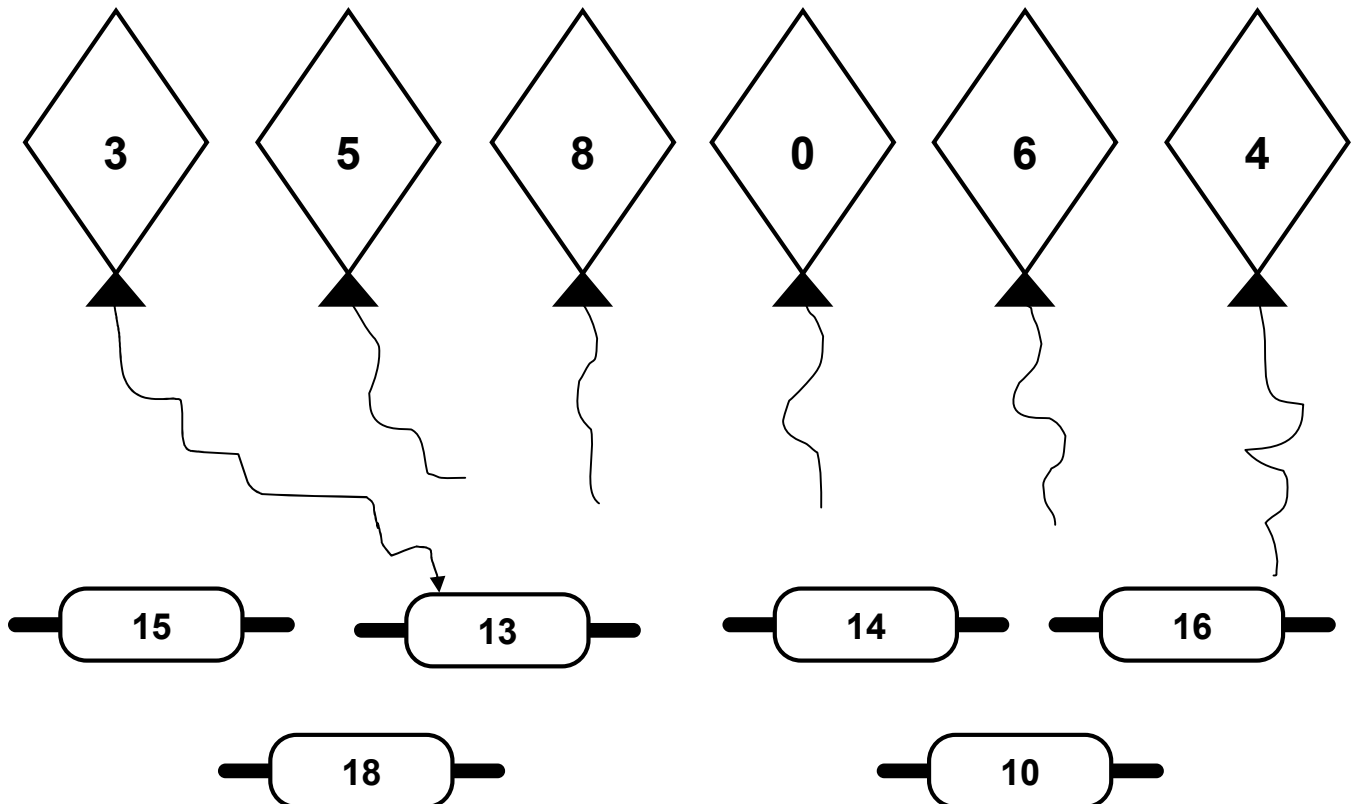
# GWALIOR GLORY SCHOOL

Class : I

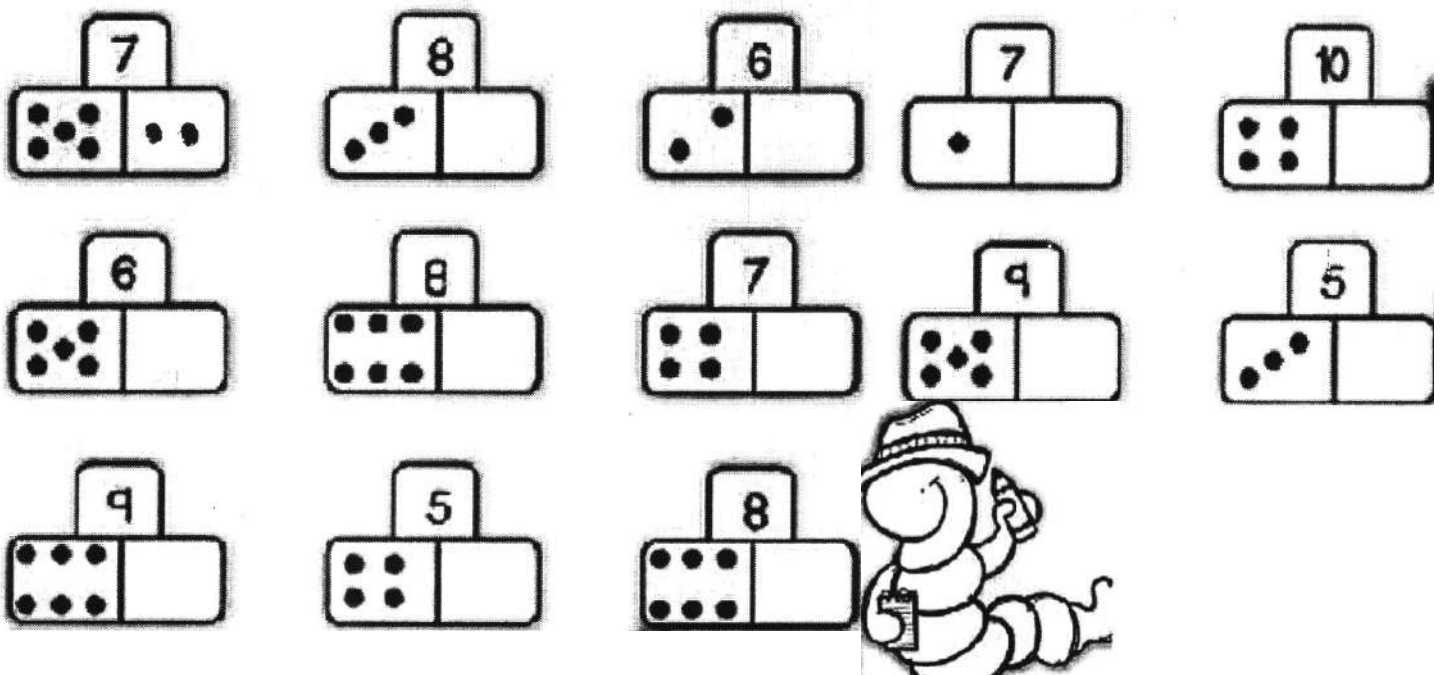
## SUMMER HOLIDAY HOMEWORK MATHEMATIC (2025-26)

Name : \_\_\_\_\_ Sec. : \_\_\_\_\_ Roll No. : \_\_\_\_\_ Date : \_\_\_\_\_

- ♦) Write counting 101 – 200 in Maths Notebook.
- ♦) Do Term Book 1 pages- 28, 29, 34, 36, 42, 48
- ♦) Adding Ten: Join the kites to the correct kite pullies. Colour the kites and kite pullies. First one is done for you:



- ♦) Find the missing addend:-



♦) **Secret code: Decode the numbers. Write and read numbers above the symbols.**

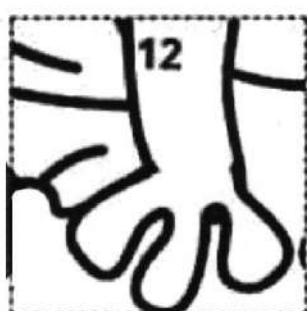

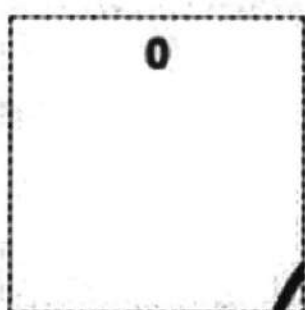

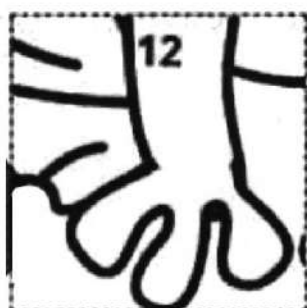




Then use  $<$ ,  $>$ , or  $=$  to compare. The first one has been done for you.

1	2	3	4	5	6	7	8	9	0
×	≡	≡	○	◀	●	┐	◌●	◌●	┐

- |                              |                        |                        |                          |
|------------------------------|------------------------|------------------------|--------------------------|
| 1)    ◀    ┐<br>5    ◌<    7 | 2)    ≡    ●<br>— ○ —  | 3)    ◌●    ○<br>— ○ — | 4)    ◌●    ◌●<br>— ○ —  |
| 5)    ┐    ┐<br>— ○ —        | 6)    ┐    ×<br>— ○ —  | 7)    ○    ◀<br>— ○ —  | 8)    ┐    ≡<br>— ○ —    |
| 9)    ×    ◌●<br>— ○ —       | 10)    ≡    ≡<br>— ○ — | 11)    ●    ○<br>— ○ — | 12)    ◌●    ◌●<br>— ○ — |

♦) : Cut, paste and complete the picture by solving the puzzle.

1 - 1	7 - 2	15 - 6	9 - 3
14 - 12	4 - 3	8 - 4	17 - 1
6 - 3	20 - 8	10 - 2	19 - 4







# GWALIOR GLORY SCHOOL

Class : I

## SUMMER HOLIDAY HOMEWORK EVS (2025-26)

Name : \_\_\_\_\_ Sec. : \_\_\_\_\_ Roll No. : \_\_\_\_\_ Date : \_\_\_\_\_

### PROJECT

- ◆ Make a spoon puppet from disposable wooden spoon to describe yourself (either a male or female puppet). [Video will be shared]

OR

### ECO FRIENDLY ART

Create art using recycled materials. Such as paper bags.

OR

Make a planter from waste materials like cup, bottle etc.




[Note: EVS project will be marked for Term-1]



:

The area or places near our house is called our neighbourhood.

Write down the names of our neighbourhood in the given box.



Clue box:

school

market


hospital

police station

park

bank

◆ Look at the pictures and write their names in the correct columns.



book



ball



tree



cat



boy



pencil



snake



house



pen



mouse

	<b>a</b>
1. ....	1. ....
2. ....	2. ....
3. ....	3. ....
4. ....	4. ....
5. ....	5. ....

◆ Circle the healthy food.



Apple



Ice cream



Raddish

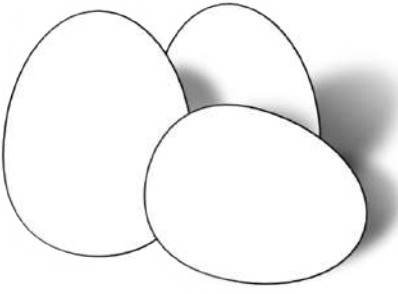







Lollipop






Pizza

◆ Use “Animal” or “Plant” for the following blanks.

		
Eggs come from _____	Wheat comes from _____	Watermelon comes from _____

		
Corn comes from _____	Cheese comes from _____	Cauliflower comes from _____

		
Grapes come from _____	Brinjal comes from _____	Meat comes from _____

# My Body

## CROSSWORD



1.



2.



3.



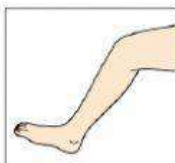
4.



5.



6.



7.

B	O	D	Y	G	T	O	E	S	D
S	F	A	C	E	I	P	H	F	H
H	E	A	D	L	D	L	E	I	A
O	L	K	L	E	E	A	T	N	I
U	Y	I	A	A	A	Y	S	G	R
L	E	G	Y	R	N	O	S	E	N
D	K	A	T	S	I	I	I	R	N
E	Y	E	E	E	K	D	N	S	Y
R	T	O	N	S	E	E	G	K	N
A	R	M	N	S	N	A	E	E	O
L	K	E	I	G	T	N	R	T	S
L	N	N	S	N	B	D	A	B	E
W	E	G	i	C	j	S	s	A	O
A	E	S	W	I	M	E	i	L	P
L	T	P	H	H	A	N	D	L	A
K	R	O	P	C	F	K	V	E	R
F	O	O	T	K	I	T	E	N	M
i	Y	R	O	E	P	R	C	U	F
M	O	U	T	H	R	R	U	N	R



14.



13.



12.



11.



8.



9.



10.



# GWALIOR GLORY SCHOOL

Class : I

## SUMMER HOLIDAY HOMEWORK GK (2025-26)

Name : \_\_\_\_\_ Sec. : \_\_\_\_\_ Roll No. : \_\_\_\_\_ Date : \_\_\_\_\_

1) "Summer is knocking with sunny feet bringing ice-creams and sunny heat!"

Set's capture your favourite summer moments.

Fill in each section with your thoughts and memories.

# Summertime Blues

What I will miss most about summer:

Favorite summertime food:

Write about something you did this summer.

---

---

---

---

---

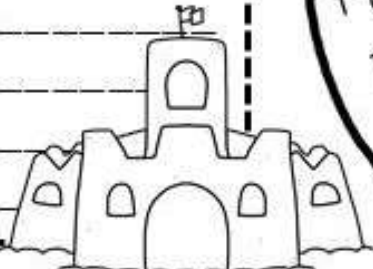
---

---

---









---

---








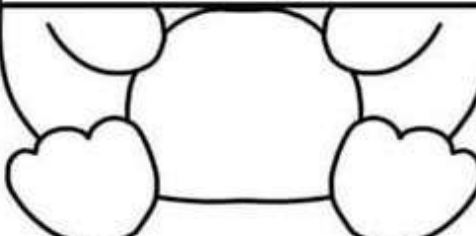


Favorite Things to do during summer:

- 2) Oh No! The animals went on a holiday too and mixed up all their names! Can you become 'Animal Name Expert' and unscramble each word? Look at the picture and write the correct animal names in the box and color the animals.

	
	poiph <input type="text"/>
	gitre <input type="text"/>
	mkenoy <input type="text"/>
	hawel <input type="text"/>
	eaenlph t <input type="text"/>
	amlce <input type="text"/>
	odcecirol <input type="text"/>



	e bar <input type="text"/>
	einpugn <input type="text"/>
	n ilo <input type="text"/>
	tcpuos <input type="text"/>
	hindlop <input type="text"/>
	zbrea <input type="text"/>
	ksnae <input type="text"/>
	

- 3) A group of baby animals and tasty snacks have jumbled up a secret message for you...**

## Crack their code and find out what they are trying to say?

## SECRET MESSAGE

## Can you find out what the message is?

[illegible]

- 4) Make a colorful collage of any 4 community helpers. For each one, write one sentence about how they help us. (You can use drawings, magazine / newspaper cut – outs or paste the pictures) On A4 Size sheet.**

## “OUR HELPERS” COLLAGE





# **GWALIOR GLORY SCHOOL**


**Class : I**

## **SUMMER HOLIDAY HOMEWORK COMPUTER (2025-26)**


**Name : \_\_\_\_\_ Sec. : \_\_\_\_\_ Roll No. : \_\_\_\_\_ Date : \_\_\_\_\_**

**1) Identify the place where the computers are used for the following purposes & paste their pictures.**


(i) Help in teaching




(ii) Shows flight timings




(iii) Keep records of patients



(iv) To prepare bills




(v) To maintain the accounts  
(withdrawal & deposits) of customers.




2) Identify the parts of computer on the basis of given clues and paste their picture.


(i) Brain of the computer.




(ii) Displays the results.



(iii) Helps in selecting things on computer.



(iv) Helps in typing alphabets & numbers on computer.



3) Write the missing number and alphabet in the below given keyboard.



# GWALIOR GLORY SCHOOL

Class : I

SUMMER HOLIDAY HOMEWORK (2025-26)

Art & Craft

Name : \_\_\_\_\_ Sec. : \_\_\_\_\_ Roll No. : \_\_\_\_\_ Date : \_\_\_\_\_

## DRAWING

### 1) WORKSHEET-1:

Draw the different type of line.

Example Given Below:-



### 2) WORKSHEET-2: Draw your favourite animals, birds or fish of your own choice using thumb and water colour.


Example:-



### 3) Make two Origami Craft and Paste.

### 4) WORKSHEET-3: Number drawing:-

Example Given Below:-




- 5) Gather different variety of leaves or flowers and dry them by pressing them in a book. Use these dried leaves and flower to create a beautiful drawing.

**Example:**



- 6) Draw different animals or birds using different shapes. (Any-4)

**Example:**



**Note: All work should be done by A-4 Size Sheet**